



# 160SD

*Diesel Carry-deck crane with 16.000 kg capacity*



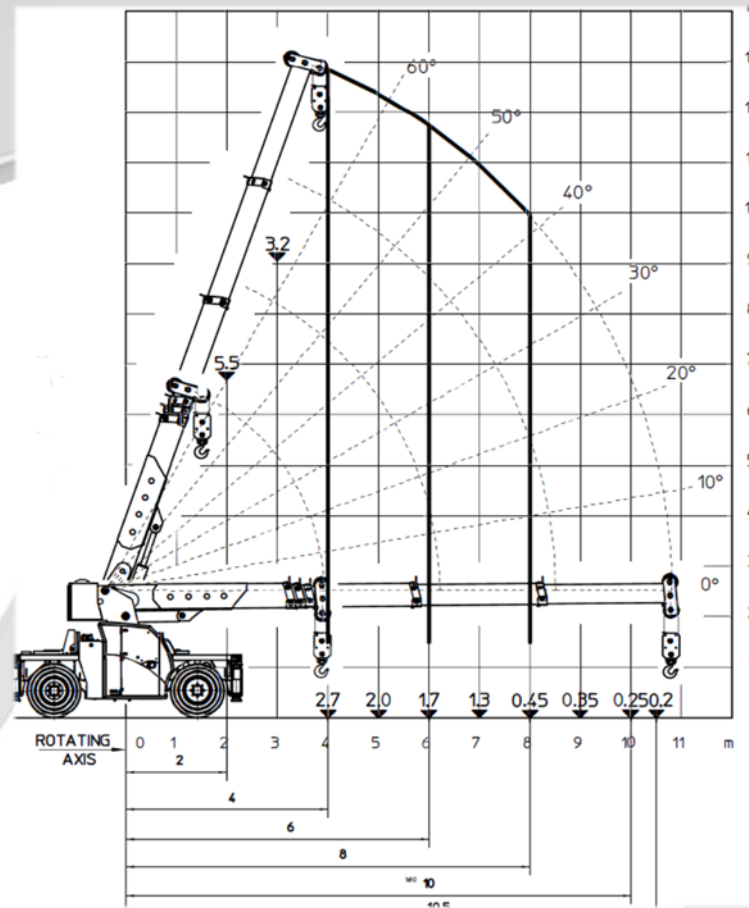
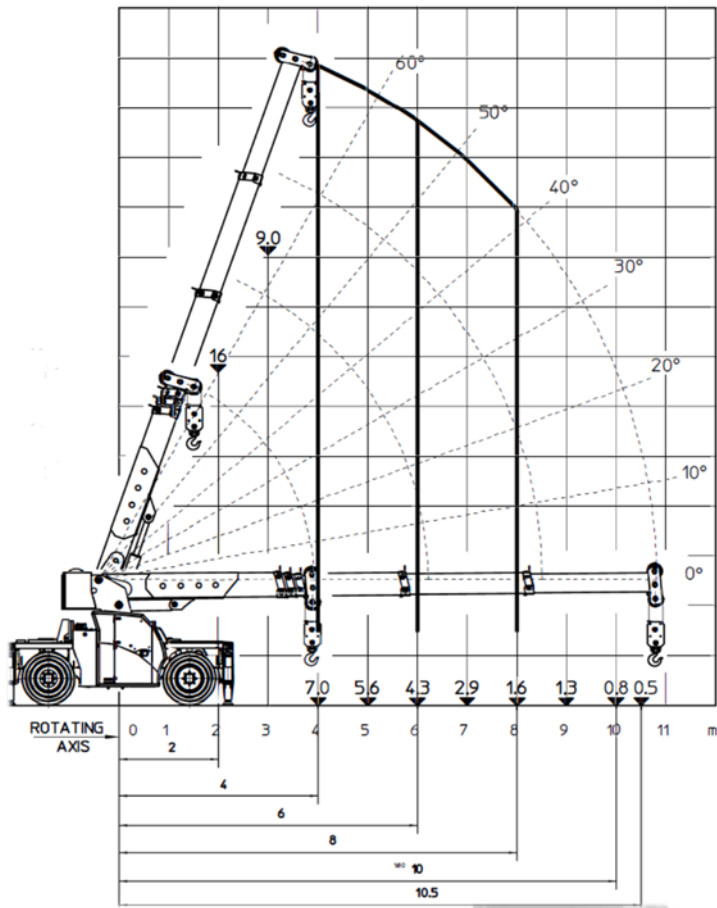
## FEATURES

**MAX CAPACITY** 16.000 kg  
**MAX BOOM EXTENSION** 10,5 m  
**MAX BOOM ANGLE** 70°  
**MINIMUM BOOM ANGLE** 0°  
**WEIGHT** 16.000 kg  
**CONFORMITY** 2006/42 CE; 2014/30 CE;  
 2014/35 CE; 2000/14 CE; EN 13000

<b>CHASSIS</b>	4 wheel, H shaped type structure made in quality steel.
<b>OPERATOR CABIN</b>	Ergonomic compliance, high glass surface, FOPS compliance (ISO 13000)
<b>WHEELS</b>	FRONT: n°2 pneumatic tyres 10.00 – R20” REAR: n°2 pneumatic tyres 10.00 – R20”
<b>TRACTION</b>	Hydrostatic, permanent all wheels drive system
<b>SERVICE BRAKES</b>	N°2 disc brakes in oil bath on forward axle N°2 disc brakes in oil bath on rear axle
<b>PARKING BRAKE</b>	S.A.H.R disc brakes in oil bath on forward axle
<b>STEERING</b>	Double steering axles with three different configuration: rear steering mode, crab steering mode, articulate steering mode.
<b>LIGHTS</b>	Automotive headlamps and working light
<b>TURRET</b>	360° slewing feature
<b>BOOM</b>	Manufactured in high quality steel, composed by four elements: main boom and three telescopic hydraulic sections, 16T hydraulic winch.
<b>FUEL</b>	90l tank to refill with Diesel EN 590 only
<b>ENGINE</b>	In-line-4-cylinders Turbo Diesel - 74.5 kW @ 2200 rpm meets EU97/68 Stage IIIA, U.S. Epa Tier III or In-line-4-cylinders commonrail Turbo Diesel – 75 kW @ 2200 rpm meets EU97/68 Stage IV, U.S. Epa Tier IV
<b>STABILIZATION</b>	4 h-type outriggers installed on 4 independent h-type crossbars
<b>BOOM CONTROL</b>	CAN-bus joystick inside the cabin
<b>DRIVE CONTROL</b>	Pedals and steering wheel inside the cabin
<b>SAFETY SYSTEM</b>	Electronic load moment indicator (LMI) with display for load, boom’s position and boom’s angle control.
<b>OPTIONALS</b>	Manual flying jib, radio remote control (for boom, turret, winch), InTouch system®, cabin air conditioning, Tyco Ansul® fire extinguishing system, self-lubricating system, bonding reel, airport lights, collision avoidance cameras, crossbars with three different areas available per side (0%, 50%, 100%), spare wheel on deck

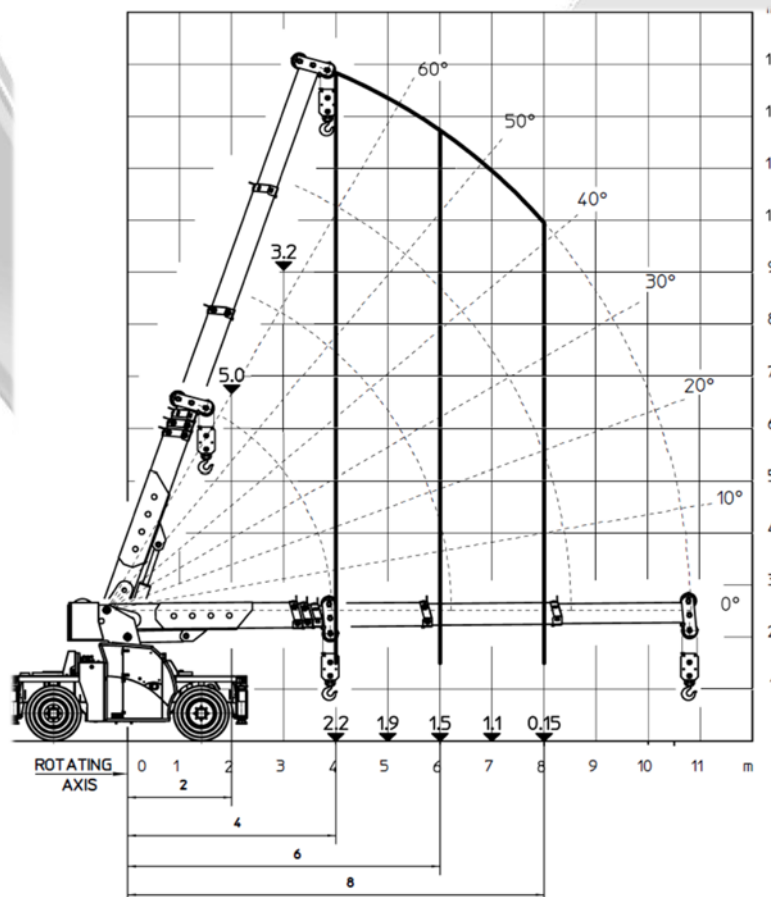
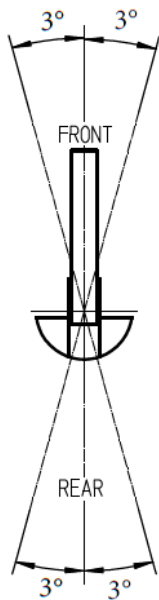
# Front/Rear – on outriggers 0-50\*-100%

# Free on wheels

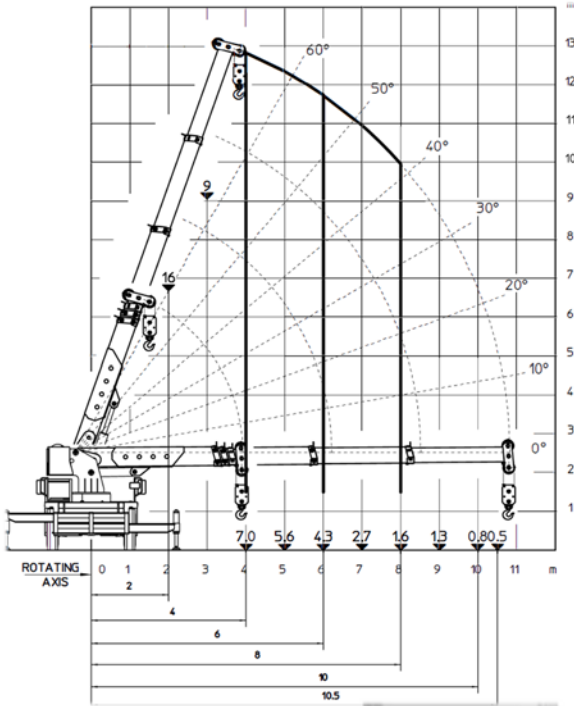


\*optional

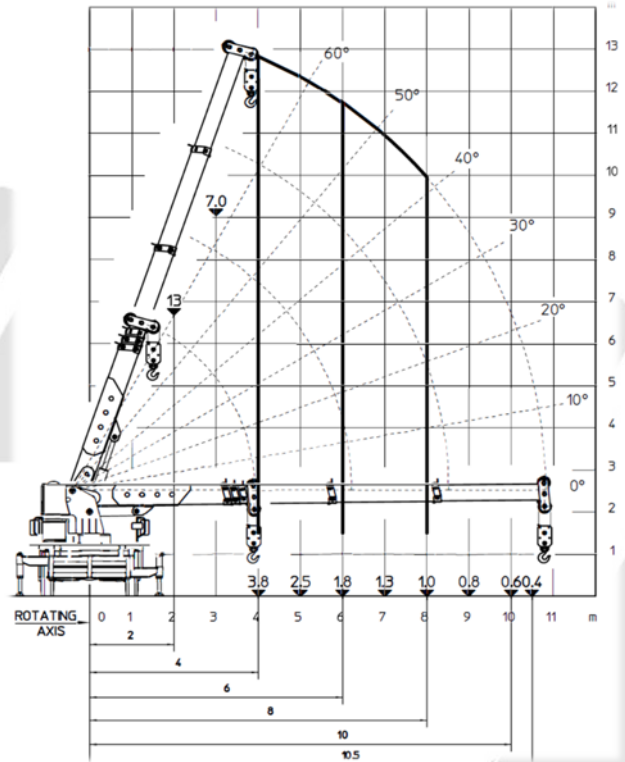
# Pick & Carry – V < 3 km/h



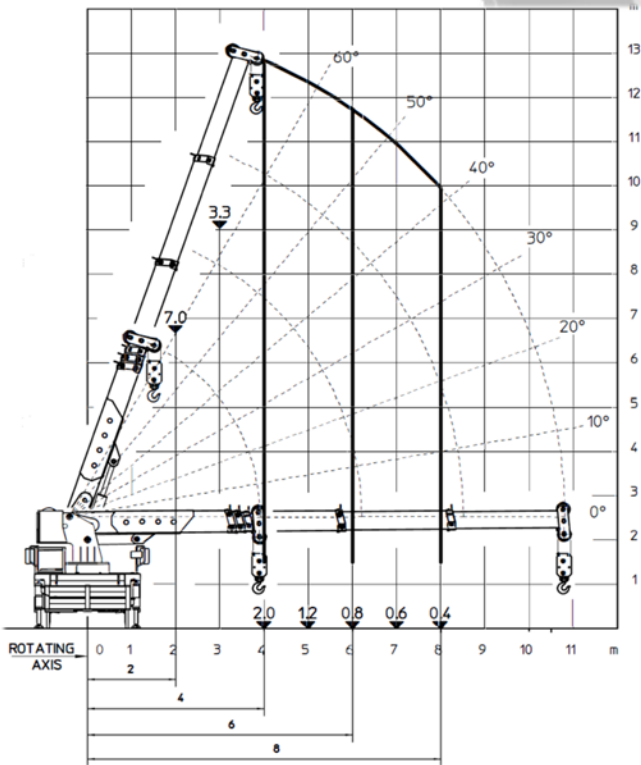
### 360° with outriggers at 100%



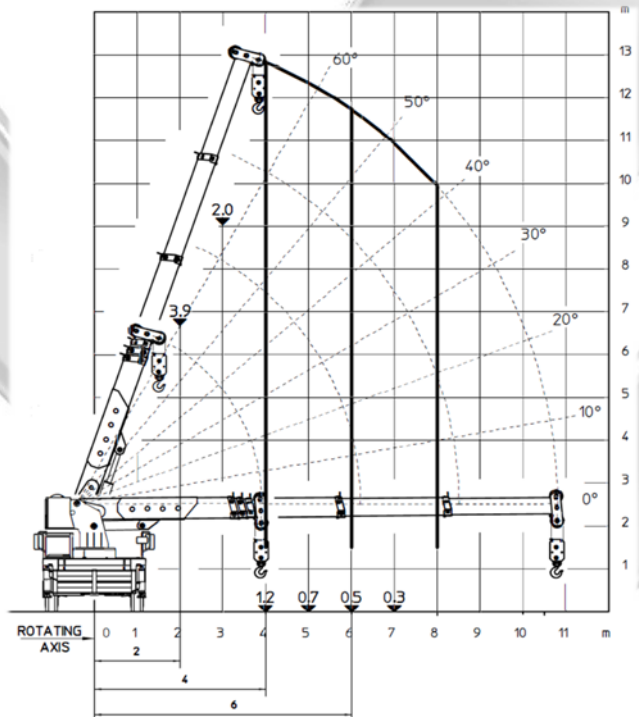
### 360° with outriggers at 50% (optional)



### 360° with outriggers at 0%



### 360° - on wheels

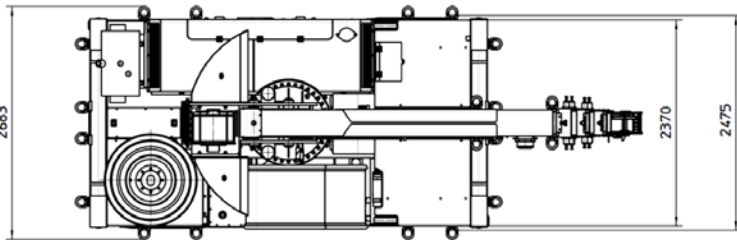
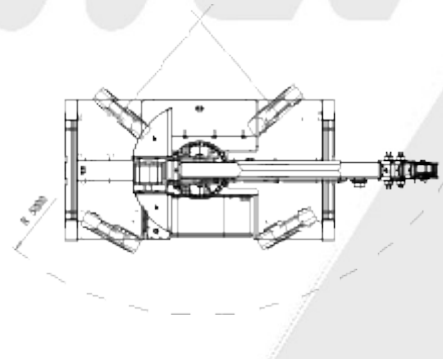
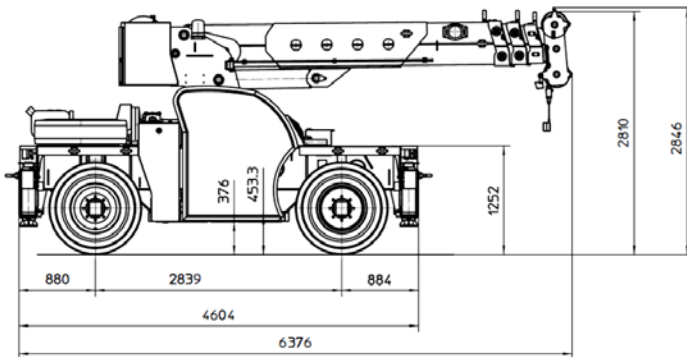
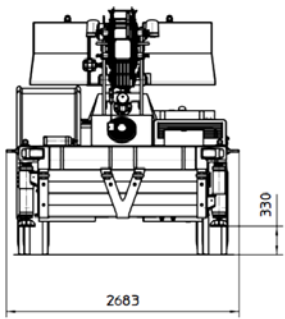




Ergonomic operator cabin



Independent crossbars and outriggers



Hydraulic winch 16T

Lashing points are considered as option.



VALLA MANITEX SRL  
Via Leonardo da Vinci 12  
29016 - Cortemaggiore (PC) - ITALY

**SCHULER & SCHULER AG**  
HEBE- UND TRANSPORTTECHNIK  
CH-6405 Immensee (SZ) [contact@schuler-schuler.ch](mailto:contact@schuler-schuler.ch)  
Telefon +41 41 854 7000 Telefax +41 41 854 7001  
[www.schuler-schuler.ch](http://www.schuler-schuler.ch)